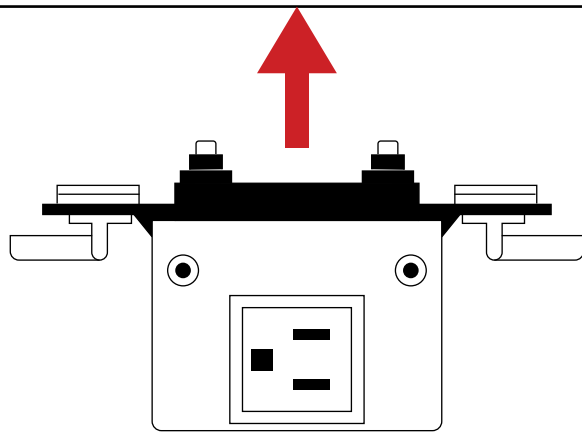


STEP 1: Insert

PLUG

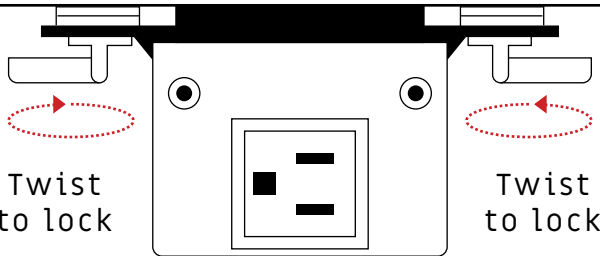
busSTRUT LENGTH



MOVABLE
RECEPTACLE

STEP 2: Twist knobs

PLAY

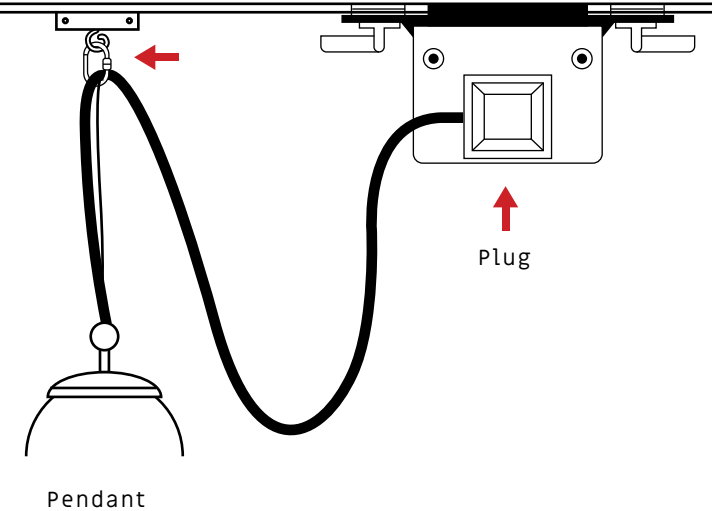


Unlike lighting track, busSTRUT BUSWAY was engineered to carry and distribute power per NEC Article 368, and NRTL listed to UL 857 standards.

STEP 3: Mechanically Support and Plug-In your Pendant.



PENDANT

Eye Bolt Fitting



Plug

LEGEND

-  Mechanical Cable
-  Electrical Cable